

Signify Classified - Internal  
Cooper Lighting Solutions Photometric Lab  
1121 Highway 74 South  
Peachtree City, GA 30269



Scaled data based on original data using  
LM-79-08 Approved Method: Electrical and Photometric Measurements of Solid-  
State Lighting Products

Test Report Prepared for  
Cooper Lighting Solutions  
(formerly Eaton)

Brand: STREETWORKS

Report Number: P879595

Luminaire Tested: **MEM2-HTN-VA-170-730-U-CQ**

Issue Date: 10/01/2024



**Test Information**

Test Method: LM-79-08  
Report Number: P879595  
Test Lab: INNOVATION CENTER(G3)  
Issue Date: 10/01/2024  
Manufacturer: COOPER LIGHTING SOLUTIONS (FORMERLY EATON)  
Product Line: STREETWORKS  
Catalog Number: MEM2-HTN-VA-170-730-U-CQ  
Description: EPIC MODERN TALL HOUSING 170W 70CRI 3000K VISUAL COMFORT FIXTURE w/  
TYPE V CONCENTRATED DISTRIBUTION OPTIC  
Light Source: (1) 3000K CCT, 70 CRI LEDS  
Ballast/Driver: ELECTRONIC DRIVER

**Summary**

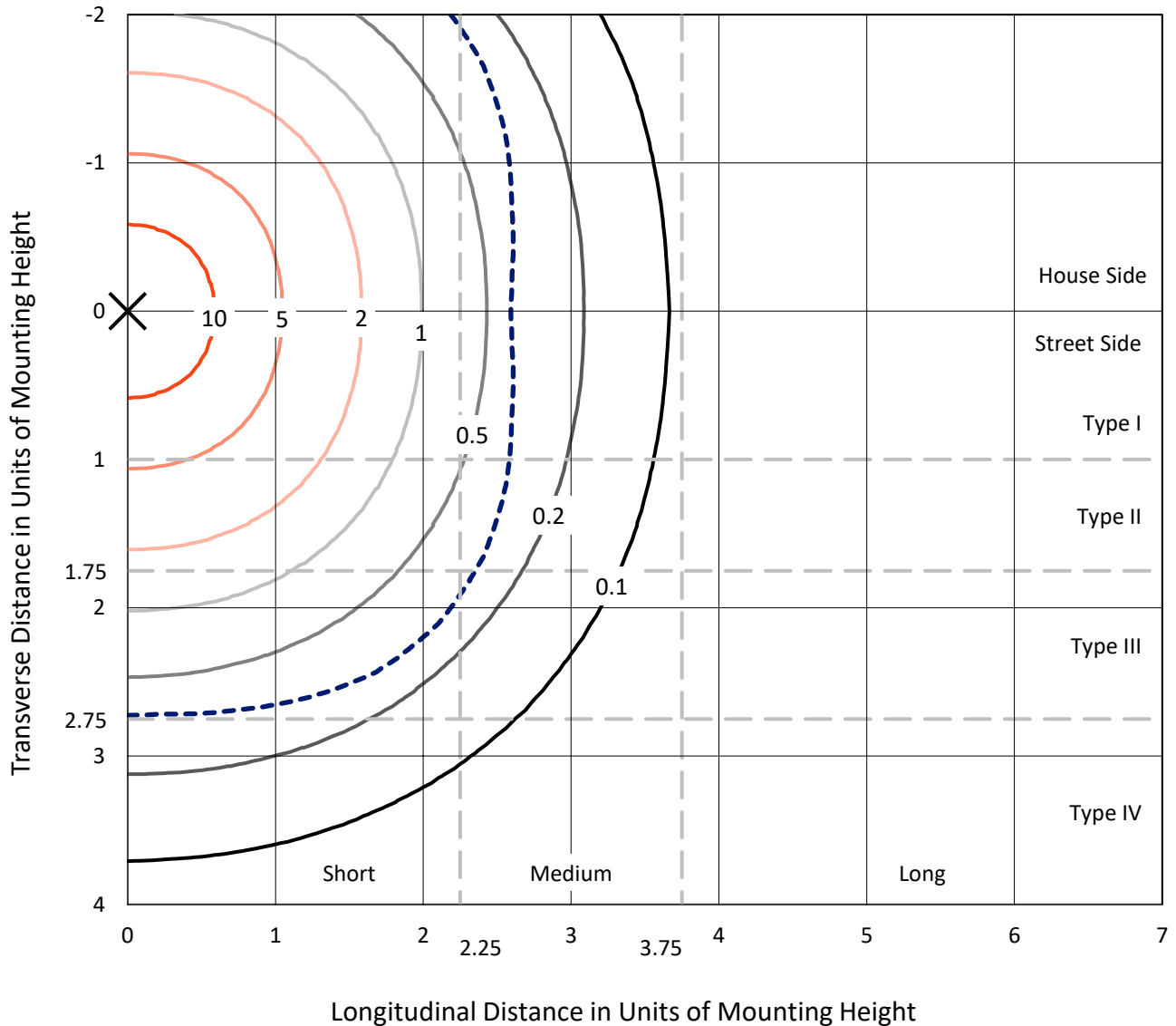
Lumens per Lamp: N/A  
Luminaire Lumens: 15114.1 lumens  
Efficiency: N/A  
Efficacy: 88.9 lumens/watt  
Luminous Opening: Circular (Dia: 1.12' x H: 0')  
IES Classification: Type V - Short  
BUG Rating: B3 - U0 - G2

Input Watts (W): 170  
Input Voltage (V): 120  
Input Current (Ain): NR  
Voltage Rise (V): NR  
Power Factor: 0.995  
Total Harmonic Distortion (THDi): 5.9%  
Frequency (hertz): 60  
Stabilization Time: NR  
Operation Time: NR  
Ambient Temperature (°C): NR  
Test Distance: 24 FT

REPORT NUMBER: P879595  
 CATALOG NUMBER: MEM2-HTN-VA-170-730-U-CQ

### Iso-Footcandle Lines of Horizontal Illumination

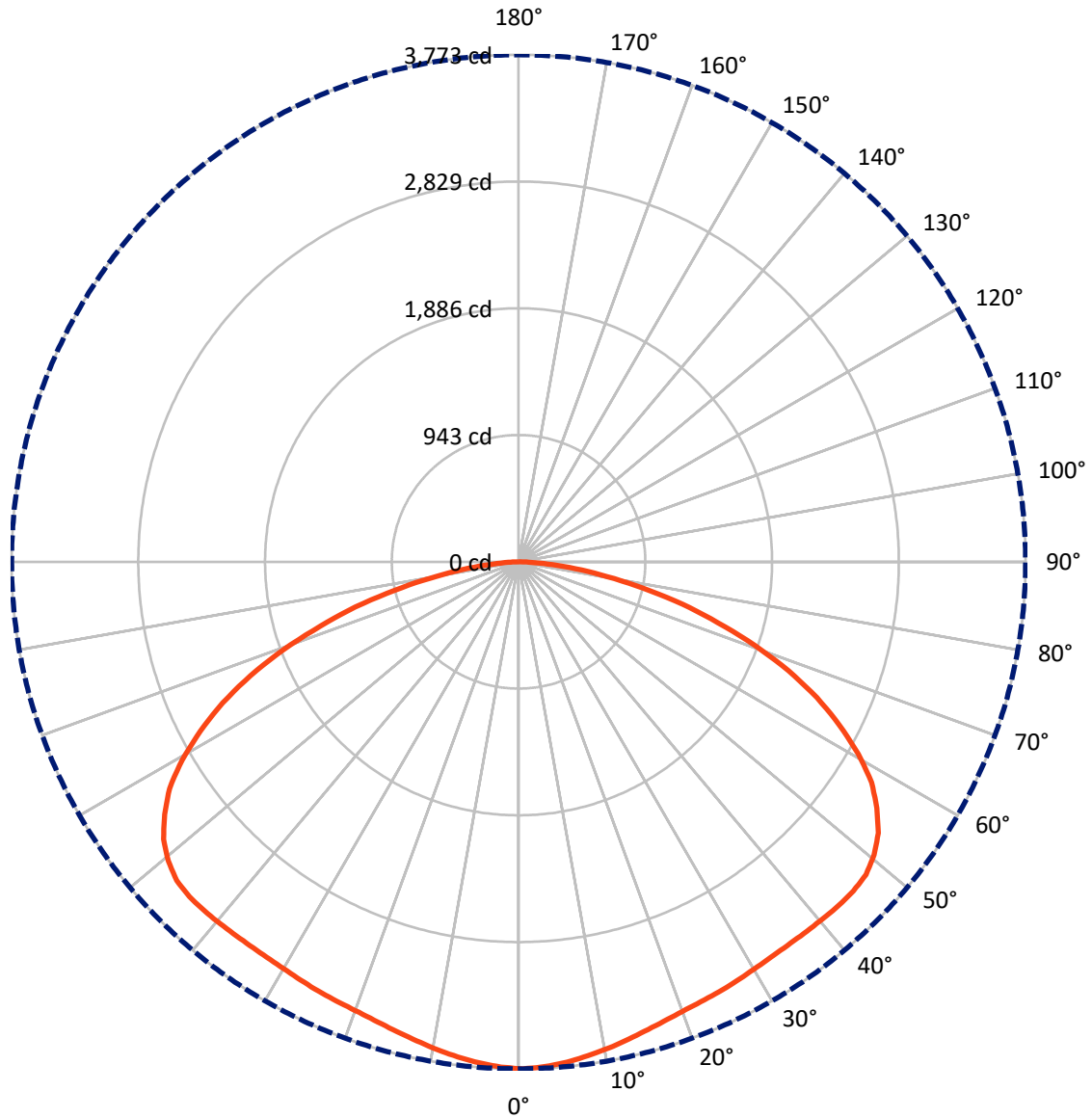
✕ Max cd  
 - - - 1/2 Max cd



Based on 15 foot mounting height. Maximum calculated value = 16.8 fc  
 Type V - Short - N/A

REPORT NUMBER: P879595  
CATALOG NUMBER: MEM2-HTN-VA-170-730-U-CQ

### Luminous Intensity Polar Plot



— Vertical Plane Through 0-Deg Lateral      - - - Horizontal Cone Through 0-Deg Vertical

REPORT NUMBER: P879595  
 CATALOG NUMBER: MEM2-HTN-VA-170-730-U-CQ

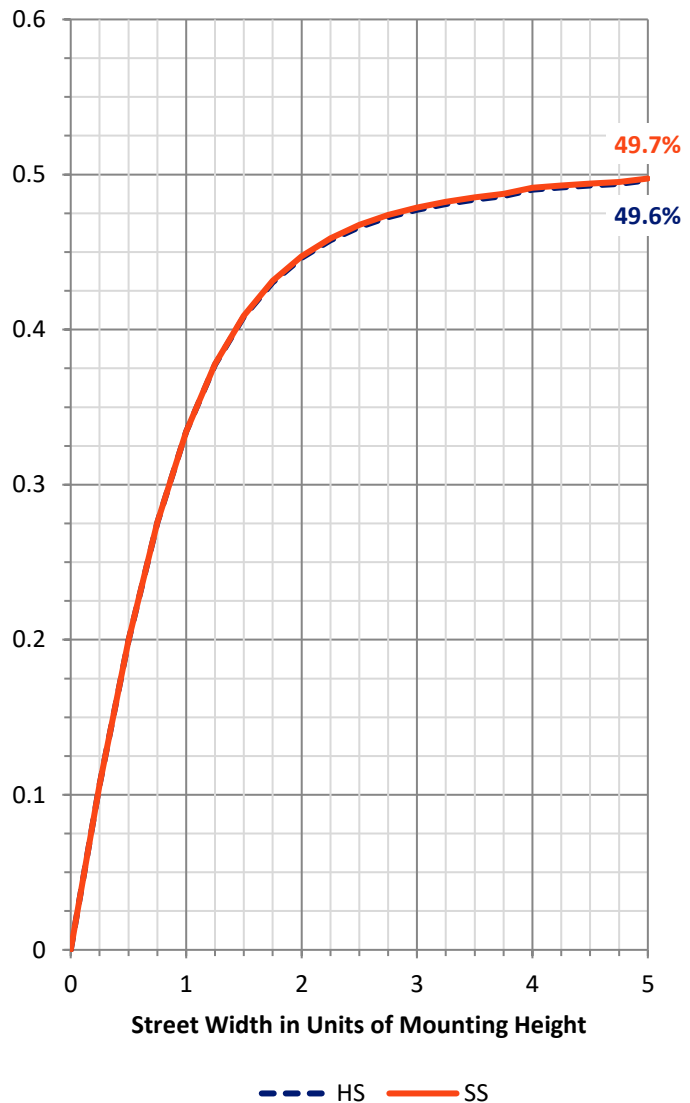
**FLUX DISTRIBUTION:**

		Downward	Upward	Total
<b>House Side</b>	Lumens	7557.0	0.0	7557.0
	% Fixture	50.0	0.0	50.0
<b>Street Side</b>	Lumens	7557.0	0.0	7557.0
	% Fixture	50.0	0.0	50.0
<b>Total</b>	Lumens	15114.1	0.0	15114.1
	% Fixture	100.0	0.0	100.0

**Coefficient of Utilization**

**ZONAL LUMENS:**

Zone	Lumens	% Fixture
0°-10°	355.5	2.4
10°-20°	1025.8	6.8
20°-30°	1642.4	10.9
30°-40°	2224.8	14.7
40°-50°	2747.5	18.2
50°-60°	2951.9	19.5
60°-70°	2482.3	16.4
70°-80°	1386.1	9.2
80°-90°	297.8	2.0
90°-100°	0.0	0.0
100°-110°	0.0	0.0
110°-120°	0.0	0.0
120°-130°	0.0	0.0
130°-140°	0.0	0.0
140°-150°	0.0	0.0
150°-160°	0.0	0.0
160°-170°	0.0	0.0
170°-180°	0.0	0.0
0°-90°	15114.1	100.0
0°-180°	15114.1	100.0



REPORT NUMBER: P879595

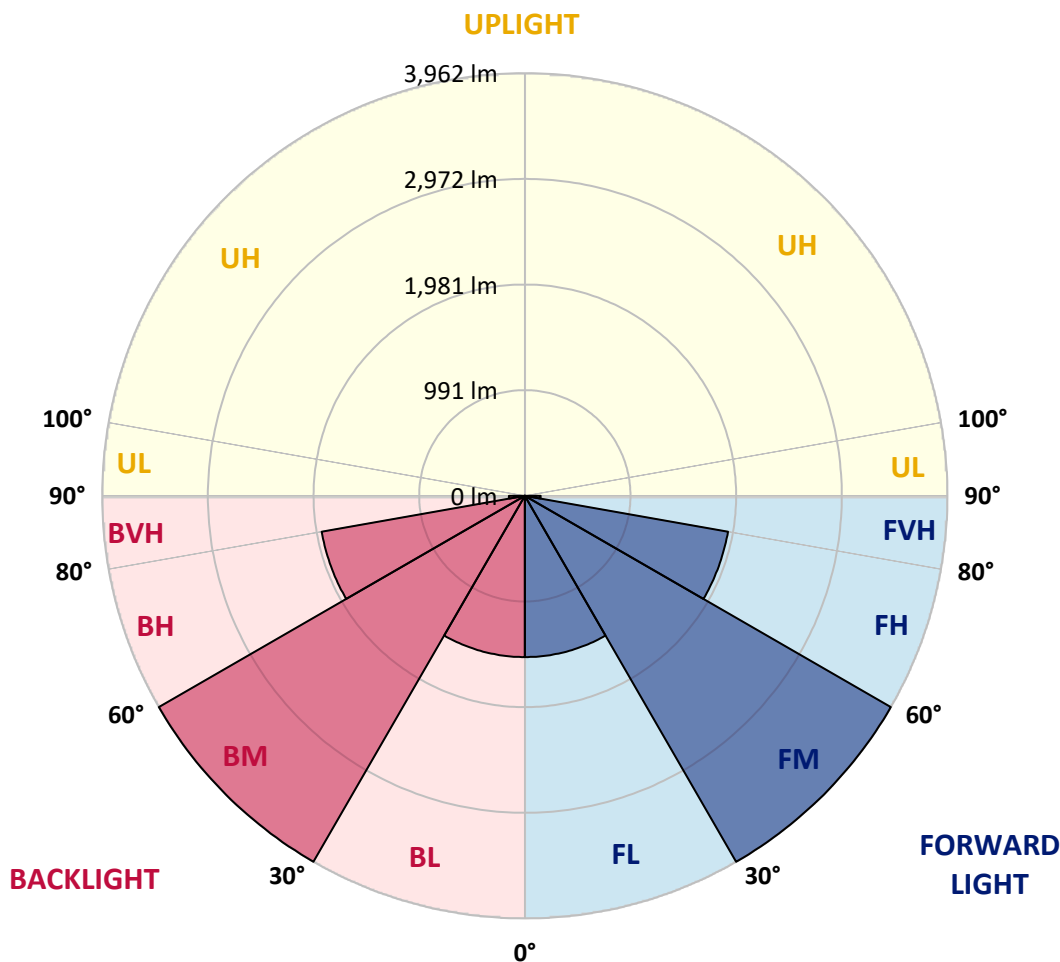
CATALOG NUMBER: MEM2-HTN-VA-170-730-U-CQ

**LUMINAIRE CLASSIFICATION SYSTEM LUMEN TABLE AND BUG RATING:**

Zone	Lumens	% Fixture	Zone Rating/Lumen Limit		
			B	U	G
FL (0°-30°)	1511.8	10.0			
FM (30°-60°)	3962.1	26.2			
FH (60°-80°)	1934.2	12.8			G2/5000
FVH (80°-90°)	148.9	1.0			G2/225
BL (0°-30°)	1511.8	10.0	B3/2500		
BM (30°-60°)	3962.1	26.2	B3/5000		
BH (60°-80°)	1934.2	12.8	B3/2500		G2/5000
BVH (80°-90°)	148.9	1.0			G2/225
UL (90°-100°)	0.0	0.0		U0/0	
UH (100°-180°)	0.0	0.0		U0/0	

**BUG Rating: B3-U0-G2**

Type V Short





REPORT NUMBER: P879595

CATALOG NUMBER: MEM2-HTN-VA-170-730-U-CQ

**CANDELA DISTRIBUTION (FULL):**

	0°	5°	15°	25°	35°	45°	55°	65°	75°	85°	90°
0°	3772.6	3772.6	3772.6	3772.6	3772.6	3772.6	3772.6	3772.6	3772.6	3772.6	3772.6
2.5°	3761.4	3765.2	3764.2	3764.2	3764.2	3766.1	3766.1	3766.1	3767.0	3767.0	3768.0
5°	3739.9	3742.7	3742.7	3742.7	3744.5	3745.5	3745.5	3746.4	3748.3	3747.3	3746.4
7.5°	3710.8	3713.6	3713.6	3713.6	3715.5	3717.4	3717.4	3716.4	3719.2	3719.2	3718.3
10°	3679.9	3680.8	3681.8	3683.6	3686.4	3687.4	3686.4	3686.4	3685.5	3686.4	3686.4
12.5°	3643.3	3648.0	3649.0	3650.8	3655.5	3656.5	3656.5	3655.5	3654.6	3654.6	3653.6
15°	3610.5	3612.4	3615.2	3619.0	3624.6	3626.5	3627.4	3624.6	3621.8	3620.8	3621.8
17.5°	3580.5	3583.4	3587.1	3590.9	3598.4	3602.1	3602.1	3598.4	3594.6	3592.7	3592.7
20°	3556.2	3559.0	3563.7	3569.3	3579.6	3584.3	3582.4	3578.7	3572.1	3569.3	3570.2
22.5°	3540.3	3544.0	3547.8	3556.2	3567.4	3573.1	3571.2	3564.6	3557.1	3552.4	3552.4
25°	3527.1	3529.9	3535.6	3546.8	3559.0	3565.6	3562.7	3554.3	3544.0	3538.4	3537.4
27.5°	3512.1	3515.9	3523.4	3538.4	3553.4	3559.0	3557.1	3544.9	3532.8	3525.3	3523.4
30°	3498.1	3501.8	3512.1	3529.0	3547.8	3556.2	3551.5	3538.4	3523.4	3514.0	3513.1
32.5°	3488.7	3493.4	3505.6	3527.1	3549.6	3561.8	3557.1	3541.2	3521.5	3509.3	3508.4
35°	3485.0	3489.7	3507.5	3533.7	3561.8	3578.7	3572.1	3552.4	3528.1	3513.1	3511.2
37.5°	3485.9	3491.5	3514.0	3548.7	3584.3	3602.1	3593.7	3568.4	3537.4	3516.8	3514.0
40°	3489.7	3496.2	3525.3	3568.4	3610.5	3627.4	3614.3	3576.8	3534.6	3505.6	3500.0
42.5°	3494.3	3504.6	3540.3	3590.9	3634.9	3649.0	3625.5	3570.2	3511.2	3473.7	3469.0
45°	3493.4	3501.8	3543.1	3603.0	3649.9	3657.4	3619.0	3549.6	3480.3	3431.6	3427.8
47.5°	3477.5	3485.9	3532.8	3599.3	3645.2	3647.1	3601.2	3521.5	3440.0	3383.8	3378.1
50°	3427.8	3439.1	3491.5	3564.6	3616.2	3617.1	3566.5	3478.4	3383.8	3318.2	3308.8
52.5°	3351.9	3360.3	3421.2	3500.0	3558.1	3565.6	3510.3	3408.1	3300.4	3230.1	3223.5
55°	3233.8	3250.7	3315.4	3397.8	3461.5	3470.0	3414.7	3304.1	3193.5	3113.0	3105.5
57.5°	3097.0	3099.8	3168.2	3258.2	3324.7	3334.1	3274.1	3161.7	3046.4	2971.5	2952.7
60°	2904.0	2915.2	2979.9	3068.0	3138.3	3150.4	3093.3	2984.6	2864.6	2779.4	2778.4
62.5°	2681.0	2694.1	2759.7	2853.4	2924.6	2936.8	2875.9	2770.0	2650.0	2576.9	2550.7
65°	2439.2	2442.9	2508.5	2601.3	2666.0	2672.5	2624.7	2524.5	2400.8	2325.8	2308.9
67.5°	2167.4	2171.2	2221.8	2308.9	2378.3	2387.7	2338.9	2247.1	2135.6	2056.9	2048.4
70°	1866.6	1867.6	1917.2	1988.5	2057.8	2077.5	2033.4	1945.4	1838.5	1775.8	1758.9
72.5°	1549.9	1558.3	1602.4	1676.4	1735.5	1740.1	1704.5	1628.6	1541.5	1489.9	1480.6
75°	1260.4	1254.7	1292.2	1337.2	1383.1	1398.1	1369.1	1317.5	1236.9	1192.0	1201.3
77.5°	946.4	948.3	977.4	1018.6	1047.6	1073.9	1041.1	1016.7	952.1	900.5	902.4
80°	669.1	667.2	694.4	714.0	746.8	750.6	732.8	700.0	658.8	637.2	635.3
82.5°	423.6	415.1	435.7	461.0	475.1	468.5	472.3	450.7	417.9	406.7	396.4
85°	216.5	214.6	225.8	235.2	245.5	245.5	239.9	223.0	216.5	203.3	199.6
87.5°	74.0	76.8	80.6	77.8	82.5	80.6	78.7	66.5	59.0	55.3	51.5
90°	0.0	0.0	0.0	0.0	0.0	0.0	0.0	0.0	0.0	0.0	0.0

Cooper Lighting Solutions Photometric Lab  
1121 Highway 74 South  
Peachtree City, GA 30269



LM-79-2019: Approved Method: Electrical and Photometric Measurements of Solid-State Lighting Products

Report Prepared for

Cooper Lighting Solutions

Streetworks

Report Number: SP1-2407-176-20

Test Date: 10/23/2024

Luminaire Tested: MEM2-HTN-VA-150-740-U-WQ

Data in this report applies to families of products including MEM2-HTN-VA-150-740-U-WQ



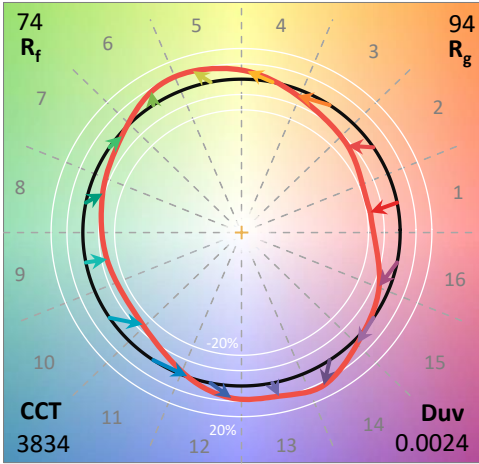
**Test Information**

Test Method: LM-79-2019  
 Report Number: SP1-2407-176-20  
 Test Lab: COOPER LIGHTING SOLUTIONS  
 Photometer: SP1 - 76IN SPHERE  
 Measurement Geometry: 4π  
 Issue Date: 10/23/2024  
 Manufacturer: COOPER LIGHTING SOLUTIONS  
 Product Line: Streetworks  
 Catalog Number: **MEM2-HTN-VA-150-740-U-WQ**  
 Description: EPIC MODERN VISUAL COMFORT 150W WAVESTREAM WIDE

**Spectral Parameters**

CCT (K): 3834  
 CIE u': 0.2270  
 CIE v': 0.5077  
 Duv: 0.0024  
 CIE x: 0.3900  
 CIE y: 0.3877  
 CIE z: 0.2223  
 Peak Wavelength (nm): 585  
 Dominant Wavelength (nm): 578  
 Purity: 33.41599  
 Rf: 74.4  
 Rg: 93.6

CRI (Ra):	71.3		
R1:	67.4	R9:	-37.8
R2:	78.6	R10:	50.1
R3:	88.2	R11:	65.6
R4:	70.0	R12:	44.1
R5:	67.5	R13:	69.2
R6:	70.1	R14:	93.3
R7:	80.0	R15:	59.4
R8:	48.5		



**Test Conditions**

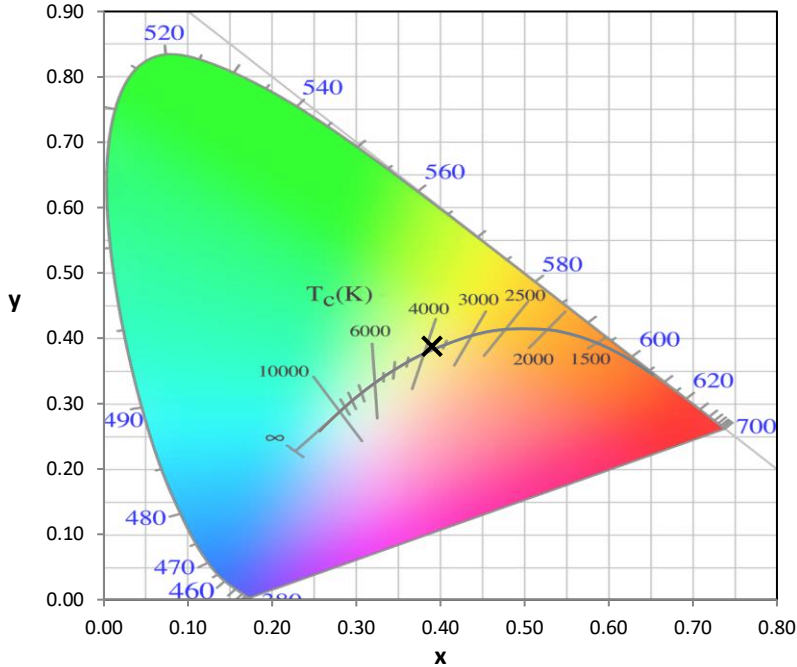
Stabilization Time: 30M  
 Operation Time: 1H 30M  
 Sphere Temperature (°C): 25.1

REPORT NUMBER: SP1-2407-176-20

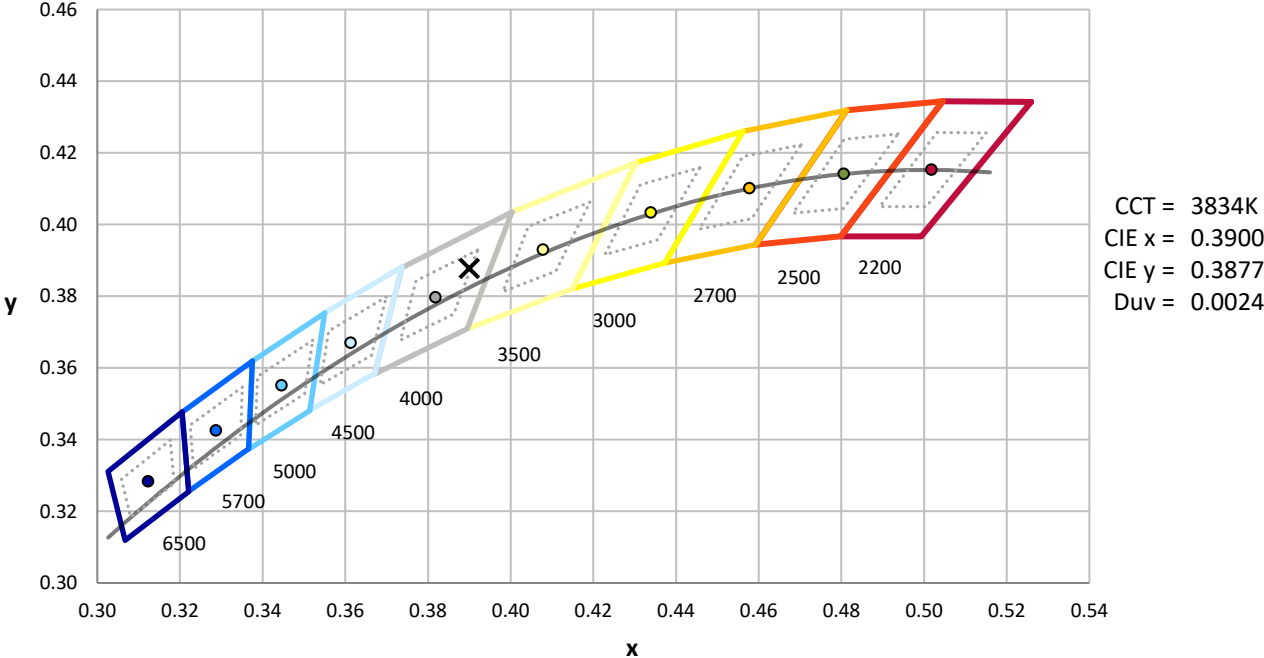
Measurement and Test Equipment			
Instrument	Identification Number	Calibration Date	Calibration Due Date
Photometer	IN0058	6/18/2024	12/18/2024
Power Meter	INXT2011004	2/8/2024	2/8/2025
AC Power Source	IN0063	10/22/2024	10/22/2025
DC Power Source	IN0208	10/22/2024	10/22/2025
Sphere Thermometer	IN0085	10/22/2024	10/22/2025
Room Thermometer	IN0046	10/22/2024	10/22/2025

REPORT NUMBER: SP1-2407-176-20

CIE 1931 Chromaticity Diagram



CIE 1931 Chromaticity Diagram with 2017 ANSI 7-Step and 4-Step Quadrangles

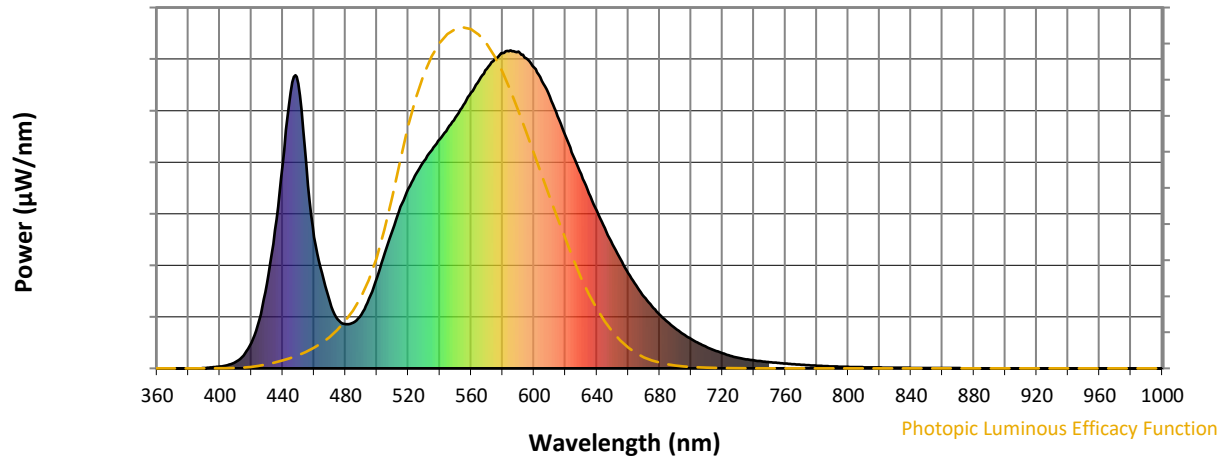


CCT = 3834K  
 CIE x = 0.3900  
 CIE y = 0.3877  
 Duv = 0.0024

Point lies inside the ANSI 4000K 4-step quadrangle

REPORT NUMBER: SP1-2407-176-20

**Photopic Flux vs. Wavelength**

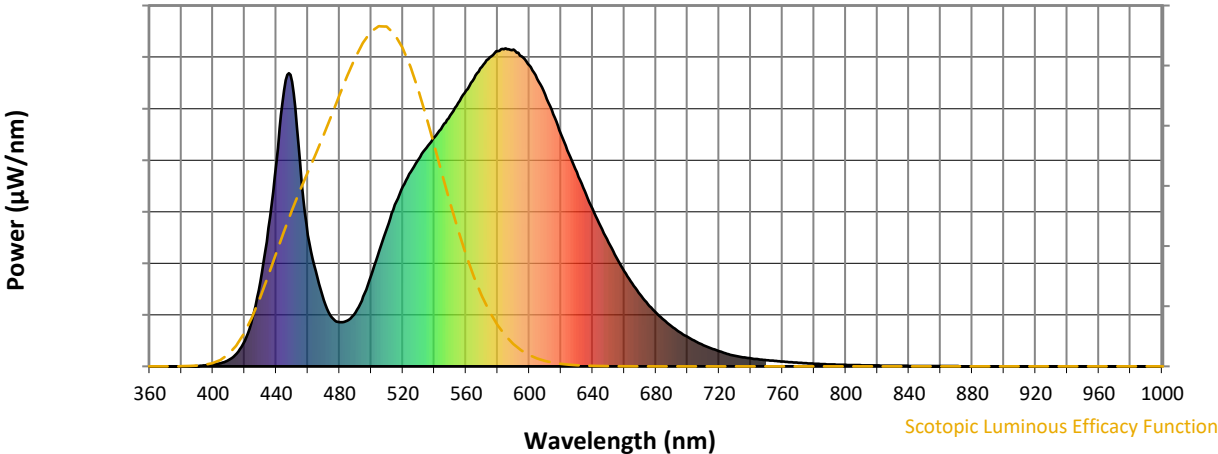


**Photopic Lumens: NR**

λ (nm)	Power W <sup>^</sup> /nm	Lumens (φ/nm)	λ (nm)	Power W <sup>^</sup> /nm	Lumens (φ/nm)	λ (nm)	Power W <sup>^</sup> /nm	Lumens (φ/nm)	λ (nm)	Power W <sup>^</sup> /nm	Lumens (φ/nm)	λ (nm)	Power W <sup>^</sup> /nm	Lumens (φ/nm)
360	0	NR	490	169	NR	620	731	NR	750	20	NR	880	0	NR
365	0	NR	495	219	NR	625	668	NR	755	17	NR	885	0	NR
370	0	NR	500	285	NR	630	611	NR	760	15	NR	890	0	NR
375	0	NR	505	362	NR	635	550	NR	765	13	NR	895	0	NR
380	0	NR	510	435	NR	640	495	NR	770	11	NR	900	0	NR
385	0	NR	515	508	NR	645	440	NR	775	10	NR	905	0	NR
390	1	NR	520	565	NR	650	390	NR	780	8	NR	910	0	NR
395	3	NR	525	612	NR	655	343	NR	785	7	NR	915	0	NR
400	6	NR	530	652	NR	660	299	NR	790	6	NR	920	0	NR
405	10	NR	535	687	NR	665	261	NR	795	5	NR	925	0	NR
410	20	NR	540	720	NR	670	226	NR	800	5	NR	930	0	NR
415	40	NR	545	755	NR	675	195	NR	805	4	NR	935	0	NR
420	80	NR	550	789	NR	680	169	NR	810	3	NR	940	0	NR
425	152	NR	555	828	NR	685	146	NR	815	3	NR	945	0	NR
430	266	NR	560	867	NR	690	126	NR	820	3	NR	950	0	NR
435	435	NR	565	905	NR	695	108	NR	825	2	NR	955	0	NR
440	641	NR	570	942	NR	700	92	NR	830	2	NR	960	0	NR
445	869	NR	575	972	NR	705	79	NR	835	2	NR	965	0	NR
450	894	NR	580	991	NR	710	67	NR	840	2	NR	970	0	NR
455	640	NR	585	1000	NR	715	56	NR	845	1	NR	975	0	NR
460	413	NR	590	996	NR	720	47	NR	850	1	NR	980	0	NR
465	300	NR	595	975	NR	725	40	NR	855	1	NR	985	0	NR
470	208	NR	600	946	NR	730	33	NR	860	1	NR	990	0	NR
475	154	NR	605	903	NR	735	29	NR	865	1	NR	995	0	NR
480	139	NR	610	854	NR	740	25	NR	870	1	NR	1000	0	NR
485	144	NR	615	793	NR	745	22	NR	875	0	NR			

REPORT NUMBER: SP1-2407-176-20

**Scotopic Flux vs. Wavelength**

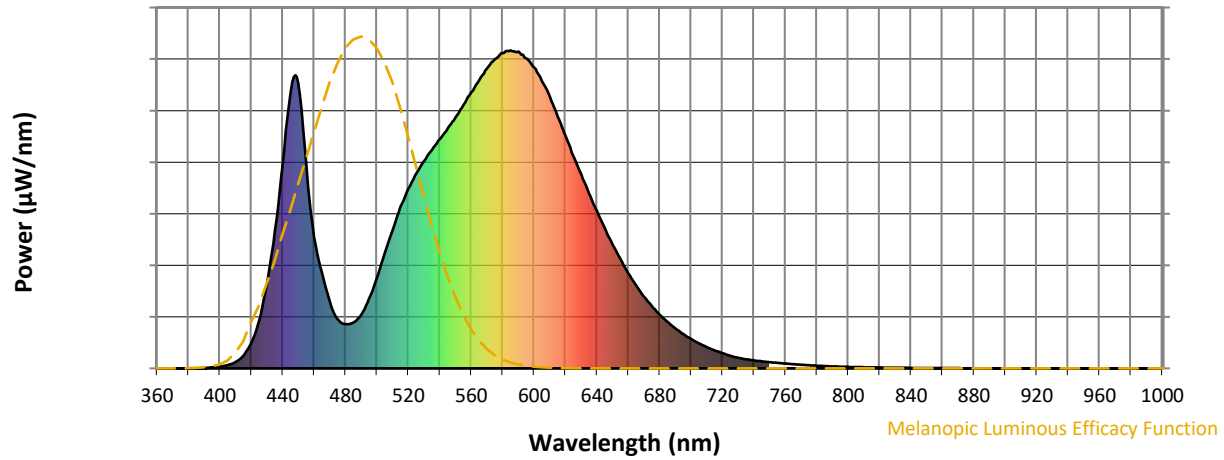


**Scotopic Lumens: NR S/P: 1.47**

λ (nm)	Power W <sup>^</sup> /nm	Lumens (φ/nm)	λ (nm)	Power W <sup>^</sup> /nm	Lumens (φ/nm)	λ (nm)	Power W <sup>^</sup> /nm	Lumens (φ/nm)	λ (nm)	Power W <sup>^</sup> /nm	Lumens (φ/nm)	λ (nm)	Power W <sup>^</sup> /nm	Lumens (φ/nm)
360	0	NR	490	169	NR	620	731	NR	750	20	NR	880	0	NR
365	0	NR	495	219	NR	625	668	NR	755	17	NR	885	0	NR
370	0	NR	500	285	NR	630	611	NR	760	15	NR	890	0	NR
375	0	NR	505	362	NR	635	550	NR	765	13	NR	895	0	NR
380	0	NR	510	435	NR	640	495	NR	770	11	NR	900	0	NR
385	0	NR	515	508	NR	645	440	NR	775	10	NR	905	0	NR
390	1	NR	520	565	NR	650	390	NR	780	8	NR	910	0	NR
395	3	NR	525	612	NR	655	343	NR	785	7	NR	915	0	NR
400	6	NR	530	652	NR	660	299	NR	790	6	NR	920	0	NR
405	10	NR	535	687	NR	665	261	NR	795	5	NR	925	0	NR
410	20	NR	540	720	NR	670	226	NR	800	5	NR	930	0	NR
415	40	NR	545	755	NR	675	195	NR	805	4	NR	935	0	NR
420	80	NR	550	789	NR	680	169	NR	810	3	NR	940	0	NR
425	152	NR	555	828	NR	685	146	NR	815	3	NR	945	0	NR
430	266	NR	560	867	NR	690	126	NR	820	3	NR	950	0	NR
435	435	NR	565	905	NR	695	108	NR	825	2	NR	955	0	NR
440	641	NR	570	942	NR	700	92	NR	830	2	NR	960	0	NR
445	869	NR	575	972	NR	705	79	NR	835	2	NR	965	0	NR
450	894	NR	580	991	NR	710	67	NR	840	2	NR	970	0	NR
455	640	NR	585	1000	NR	715	56	NR	845	1	NR	975	0	NR
460	413	NR	590	996	NR	720	47	NR	850	1	NR	980	0	NR
465	300	NR	595	975	NR	725	40	NR	855	1	NR	985	0	NR
470	208	NR	600	946	NR	730	33	NR	860	1	NR	990	0	NR
475	154	NR	605	903	NR	735	29	NR	865	1	NR	995	0	NR
480	139	NR	610	854	NR	740	25	NR	870	1	NR	1000	0	NR
485	144	NR	615	793	NR	745	22	NR	875	0	NR			

REPORT NUMBER: SP1-2407-176-20

**Melanopic Flux vs. Wavelength**



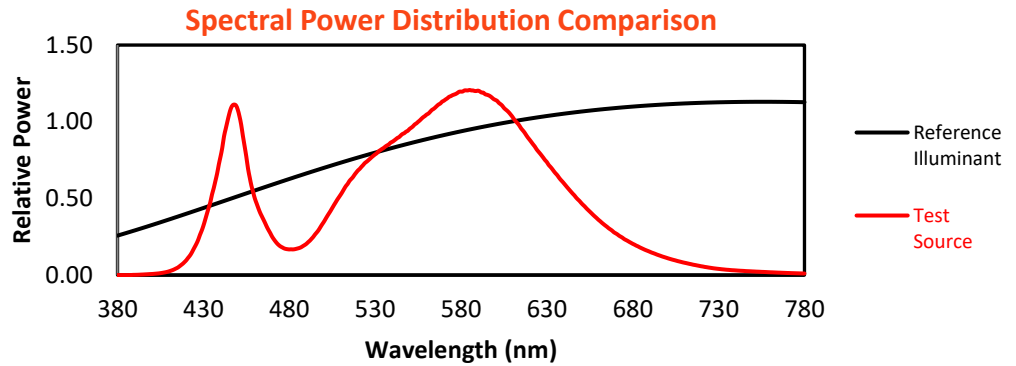
**Melanopic Lumens: NR**

**M/P: 2.83**

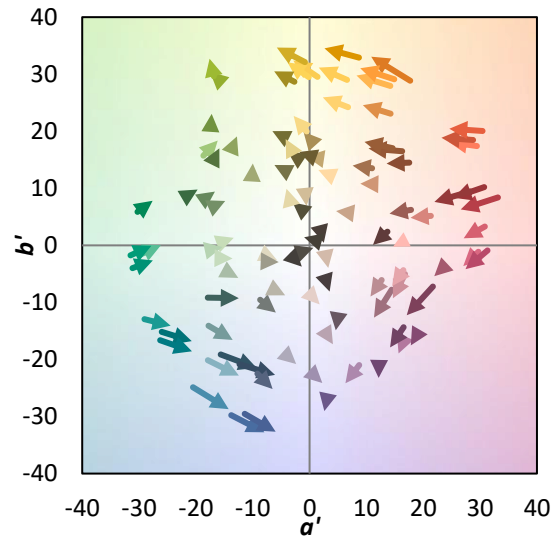
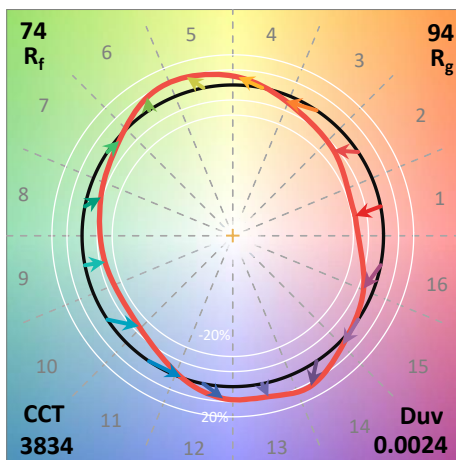
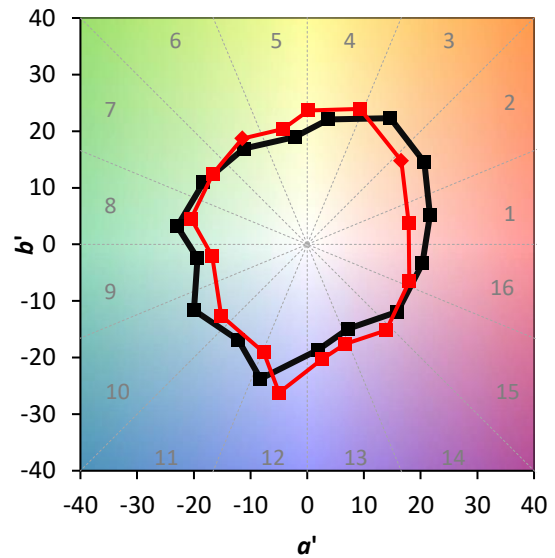
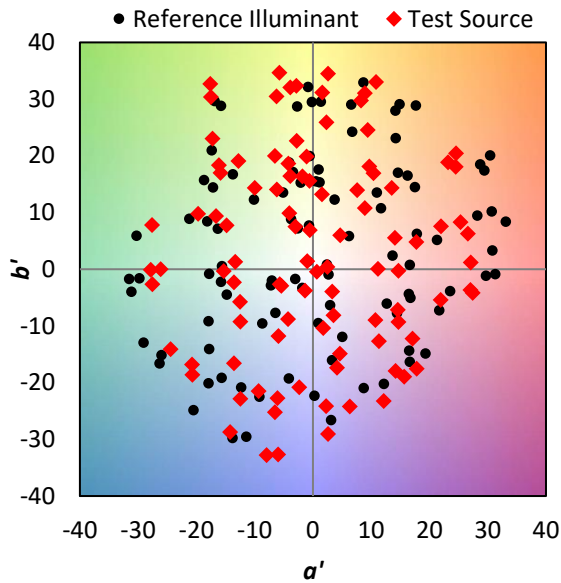
λ (nm)	Power W <sup>^</sup> /nm	Lumens (φ/nm)	λ (nm)	Power W <sup>^</sup> /nm	Lumens (φ/nm)	λ (nm)	Power W <sup>^</sup> /nm	Lumens (φ/nm)	λ (nm)	Power W <sup>^</sup> /nm	Lumens (φ/nm)	λ (nm)	Power W <sup>^</sup> /nm	Lumens (φ/nm)
360	0	NR	490	169	NR	620	731	NR	750	20	NR	880	0	NR
365	0	NR	495	219	NR	625	668	NR	755	17	NR	885	0	NR
370	0	NR	500	285	NR	630	611	NR	760	15	NR	890	0	NR
375	0	NR	505	362	NR	635	550	NR	765	13	NR	895	0	NR
380	0	NR	510	435	NR	640	495	NR	770	11	NR	900	0	NR
385	0	NR	515	508	NR	645	440	NR	775	10	NR	905	0	NR
390	1	NR	520	565	NR	650	390	NR	780	8	NR	910	0	NR
395	3	NR	525	612	NR	655	343	NR	785	7	NR	915	0	NR
400	6	NR	530	652	NR	660	299	NR	790	6	NR	920	0	NR
405	10	NR	535	687	NR	665	261	NR	795	5	NR	925	0	NR
410	20	NR	540	720	NR	670	226	NR	800	5	NR	930	0	NR
415	40	NR	545	755	NR	675	195	NR	805	4	NR	935	0	NR
420	80	NR	550	789	NR	680	169	NR	810	3	NR	940	0	NR
425	152	NR	555	828	NR	685	146	NR	815	3	NR	945	0	NR
430	266	NR	560	867	NR	690	126	NR	820	3	NR	950	0	NR
435	435	NR	565	905	NR	695	108	NR	825	2	NR	955	0	NR
440	641	NR	570	942	NR	700	92	NR	830	2	NR	960	0	NR
445	869	NR	575	972	NR	705	79	NR	835	2	NR	965	0	NR
450	894	NR	580	991	NR	710	67	NR	840	2	NR	970	0	NR
455	640	NR	585	1000	NR	715	56	NR	845	1	NR	975	0	NR
460	413	NR	590	996	NR	720	47	NR	850	1	NR	980	0	NR
465	300	NR	595	975	NR	725	40	NR	855	1	NR	985	0	NR
470	208	NR	600	946	NR	730	33	NR	860	1	NR	990	0	NR
475	154	NR	605	903	NR	735	29	NR	865	1	NR	995	0	NR
480	139	NR	610	854	NR	740	25	NR	870	1	NR	1000	0	NR
485	144	NR	615	793	NR	745	22	NR	875	0	NR			

**Summary**

$R_f = 74.4$   
 $R_g = 93.6$   
 CIE  $R_a = 71.3$   
 $R_g = -37.8$

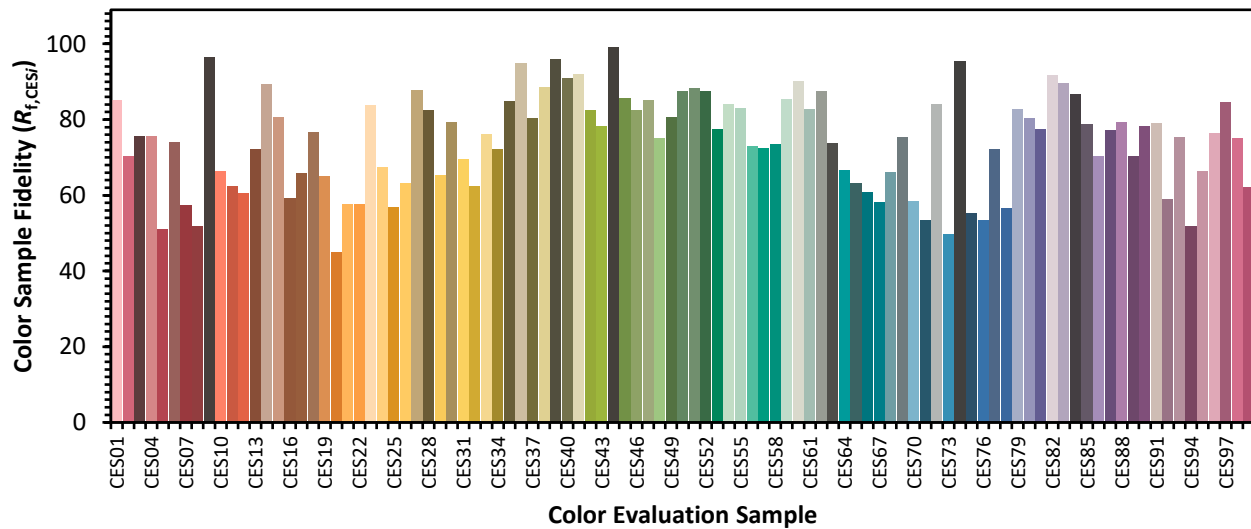


**Color Vector Graphics**



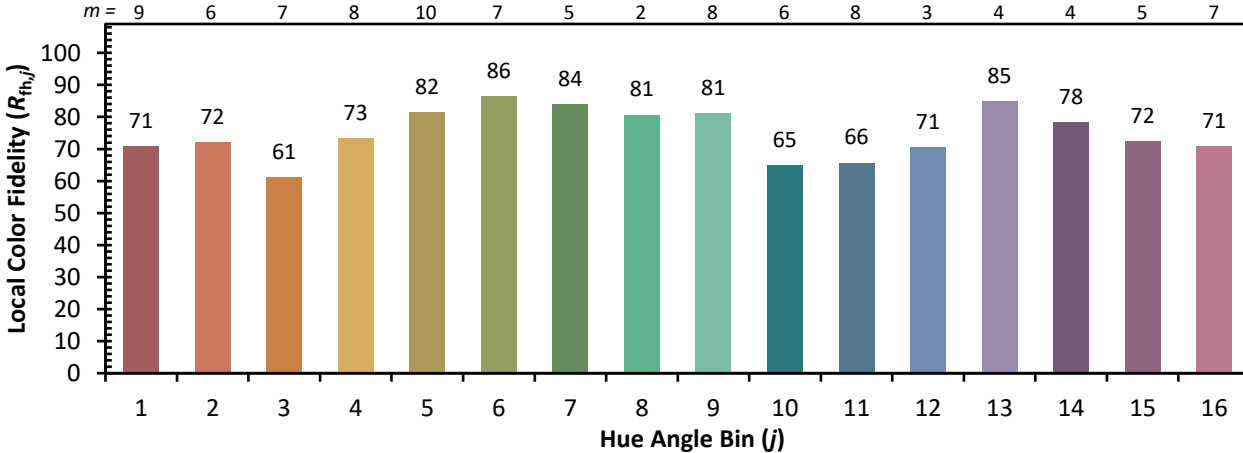
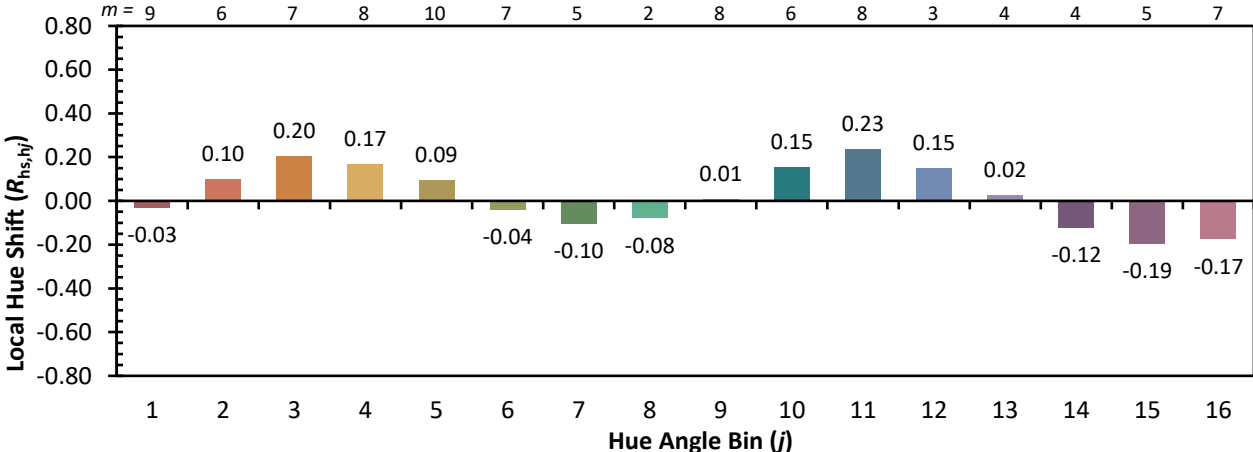
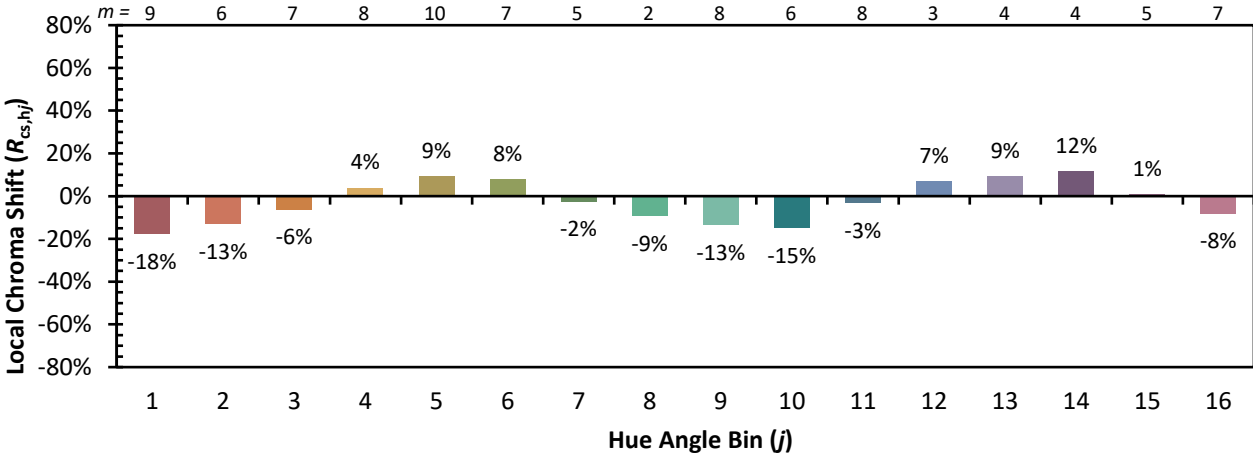
**Individual Sample Fidelity Index ( $R_{f,i}$ )**

CES01 = 85	CES26 = 63	CES51 = 88	CES76 = 54
CES02 = 61	CES27 = 88	CES52 = 87	CES77 = 72
CES03 = 30	CES28 = 83	CES53 = 77	CES78 = 57
CES04 = 70	CES29 = 65	CES54 = 84	CES79 = 83
CES05 = 47	CES30 = 79	CES55 = 83	CES80 = 80
CES06 = 50	CES31 = 69	CES56 = 73	CES81 = 78
CES07 = 40	CES32 = 62	CES57 = 72	CES82 = 92
CES08 = 39	CES33 = 76	CES58 = 74	CES83 = 90
CES09 = 29	CES34 = 72	CES59 = 85	CES84 = 87
CES10 = 74	CES35 = 85	CES60 = 90	CES85 = 79
CES11 = 57	CES36 = 95	CES61 = 83	CES86 = 70
CES12 = 63	CES37 = 80	CES62 = 88	CES87 = 77
CES13 = 42	CES38 = 89	CES63 = 74	CES88 = 79
CES14 = 74	CES39 = 96	CES64 = 67	CES89 = 70
CES15 = 71	CES40 = 91	CES65 = 63	CES90 = 78
CES16 = 46	CES41 = 92	CES66 = 61	CES91 = 79
CES17 = 49	CES42 = 83	CES67 = 58	CES92 = 59
CES18 = 56	CES43 = 78	CES68 = 66	CES93 = 75
CES19 = 72	CES44 = 99	CES69 = 75	CES94 = 52
CES20 = 65	CES45 = 86	CES70 = 59	CES95 = 67
CES21 = 86	CES46 = 82	CES71 = 54	CES96 = 76
CES22 = 78	CES47 = 85	CES72 = 84	CES97 = 85
CES23 = 92	CES48 = 75	CES73 = 50	CES98 = 75
CES24 = 91	CES49 = 81	CES74 = 96	CES99 = 62
CES25 = 72	CES50 = 88	CES75 = 55	

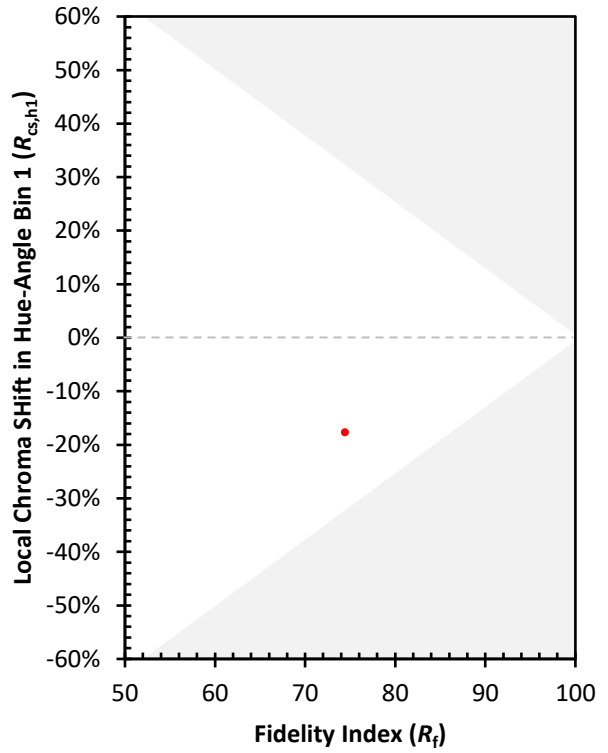
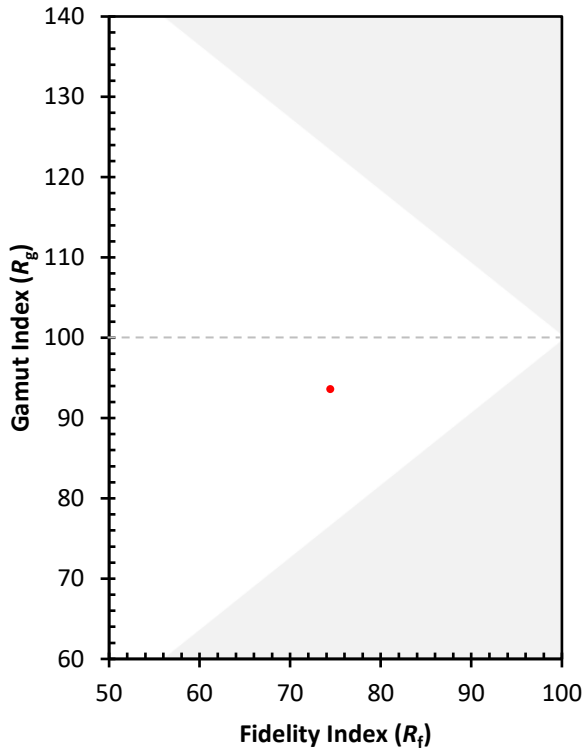




Color Rendition by Hue-Angle Bin



Measure Comparisons



(END OF REPORT)